

3.3.3. Related information and software

SIGNAX INSPECTION (Photo 360 Service)

<https://photo.signax.io/>

PC desktop viewer (view photos 360 and videos 360)

- For Windows: <https://support.theta360.com/intl/download/pcapp/windows>
- For MAC: <https://support.theta360.com/uk/download/pcmac/>

Official Theta mobile app

- Android: <https://play.google.com/store/apps/details?id=com.theta360>
- iOS: <https://apps.apple.com/ru/app/photomaker-sgnx/id1667759800>

Photomaker app

- Android: <https://play.google.com/store/apps/details?id=com.sgnx.photomaker>
- iOS: <https://apps.apple.com/us/app/photomaker-sr-360/id1514615459?ls=1>

Ricoh Theta - Support


Theta V settings:

<https://support.theta360.com/en/story/v/settings/?>

Theta V manual:

<https://support.theta360.com/en/manual/v/>

Image not found or type unknown




Theta Z1 settings:

<https://support.theta360.com/en/story/z1/settings/?>

Theta Z1 manual:

<https://support.theta360.com/en/manual/z1/>

image not found or type unknown



FAQ

- If the camera is not working or is not working properly, you can turn it off.

Put and hold the power button + Wi-Fi button.

image not found or type unknown



The camera will turn off.

- Calibrate the camera compass if there are photo direction issues

image not found or type unknown



To calibrate the camera compass:

1. With the camera turned on in front of you, make sweeping movements in the shape of an "8".
2. This step will calibrate the camera, and the error icon will disappear.

image not found or type unknown

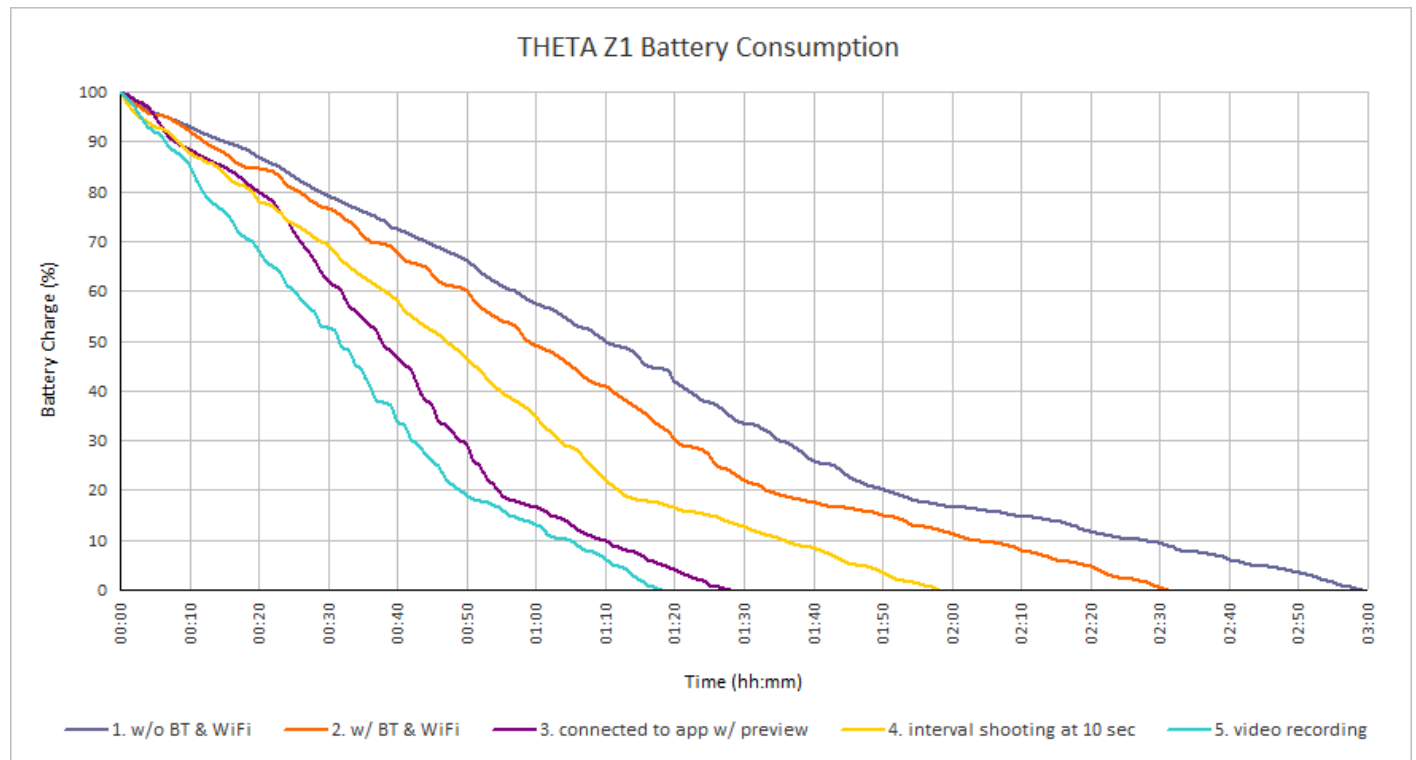


image not found or type unknown



Another way to calibrate the camera compass: <https://youtu.be/VL5VLKWrdtw?t=395>

- Battery Consumption



Revision #15

Created 23 May 2022 06:12:43

Updated 7 May 2024 15:06:51 by SIGNAX SUPPORT