

2.1.4 SIGNAX

SANDBOX

We are happy to announce free access to our three web modules DOCS, INSPECTION, and DASHBOARD!

- [2.1.4.1 Introduction](#)
- [2.1.4.2 How to Access](#)

2.1.4.1 Introduction

Curious about our product but don't want to go through the hassle of registration or setting up a project?

We've simplified the process for you!

Just use our standard Login and Password and embark on an exciting journey to explore all the functionality of our modules **in SIGNAX SANDBOX!**

What features you can try:

SIGNAX DOCS - common data environment

- Upload and download documents
- Restore file versions
- View and review 2D documents, photo/video documents, and BIM models
- Share documents for non-users with viewing/downloading permissions
- Compare PDF versions
- Create issues and comments to PDF documents or link them to BIM model elements
- Create a review workflow document package
- Start the review workflow process and check its status on the timeline

Link - <https://docs.signax.io/>

Wiki - <https://wiki.signax.io/books/31-docs/page/311-signax-docs-cloud-cde>

SIGNAX INSPECTION - 360-degree remote inspections

- View project plans and navigate through Points of Interest
- View different dates of captured photos
- View BIM model
- Compare two images from different dates or with BIM model
- Add comments directly on a 360-degree photo
- View the comments register and navigate to connected plans

Link - <https://pb.signax.io/>

Wiki - <https://wiki.signax.io/books/33-inspection>

SIGNAX DASHBOARD - BIM-empowered construction site reports

- View published reports
- Experience CCTV camera and YouTube integrations
- Check direct integration with the SIGNAX INSPECTION module
- View BIM models
- Open construction BIM model and check the implemented scope on a 3D view or graph
- Filter work trades and check the specific BIM scope
- View the graphs for SIGNAX DOCS reviews and issues stats
- Check SIGNAX DASHBOARD mobile applications on iOS and Android

Link - <https://dash.signax.io/>

Wiki - <https://wiki.signax.io/books/32-dashboard>

Mobile apps - <https://dm.signax.io/>

For full access with admin privileges, contact us by [WhatsApp](#) or email at support@signax.io.

2.1.4.2 How to Access

**Thank you for enrolling for the
SIGNAX SANDBOX promo!**

Credentials


Kindly use the following login and password:

Login - **demo@signax.io**

Password - **M83Ab5hD**

To access SIGNAX modules, follow the link:

<https://hub.signax.io/hub/apps>

 AUTH SERVER


Authorization

Email

demo@signax.io


Password


.....



LOGIN

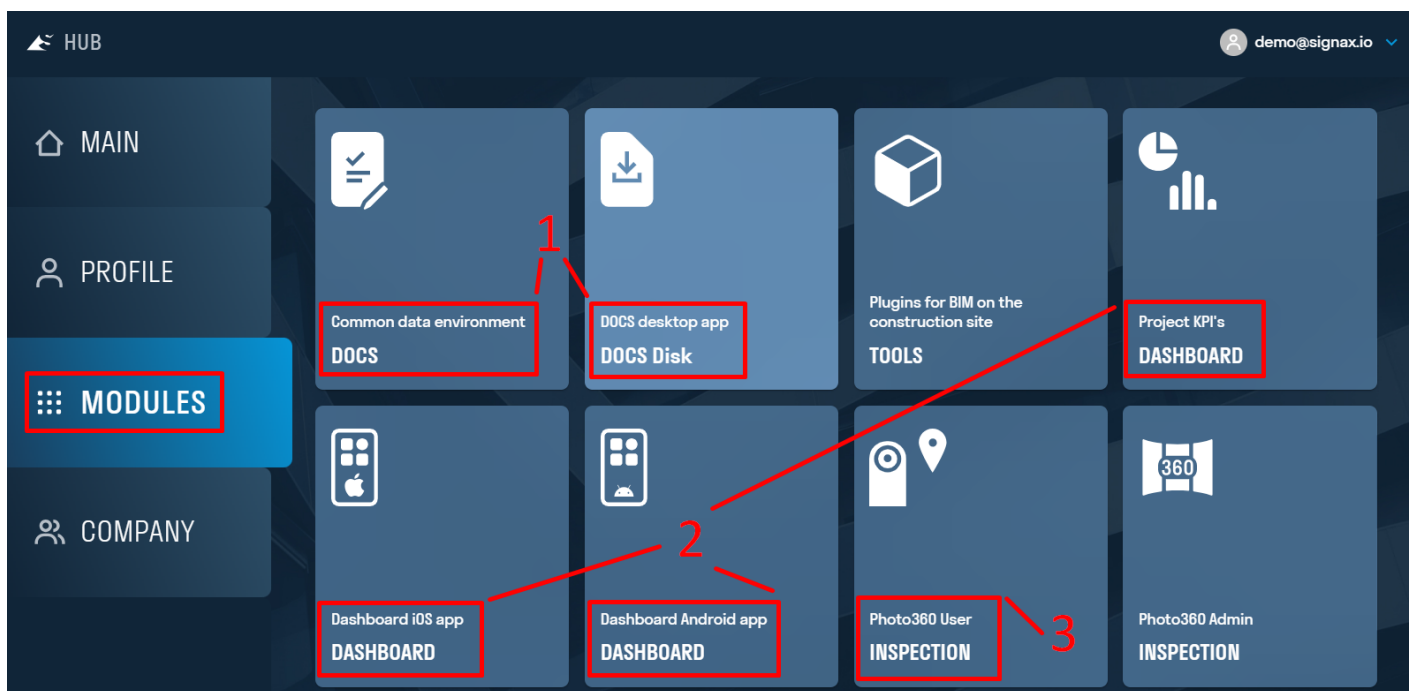
Or login via





[Create account](#)[Forgot password?](#)

You can access three web based modules through "Modules" section:

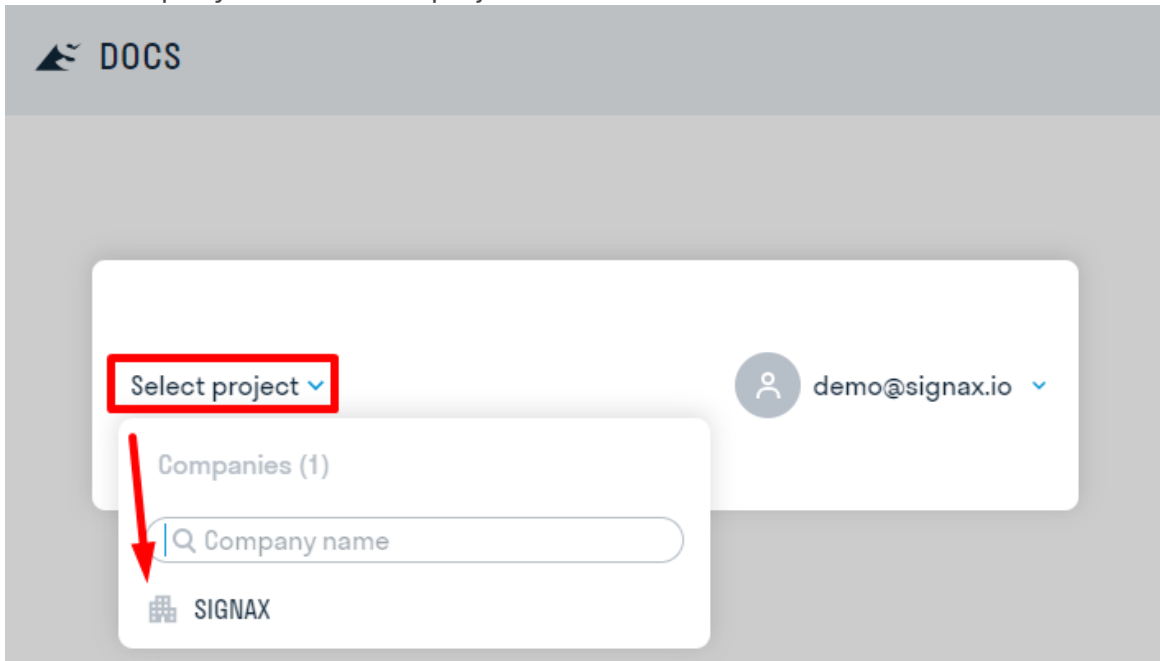


1. SIGNAX DOCS

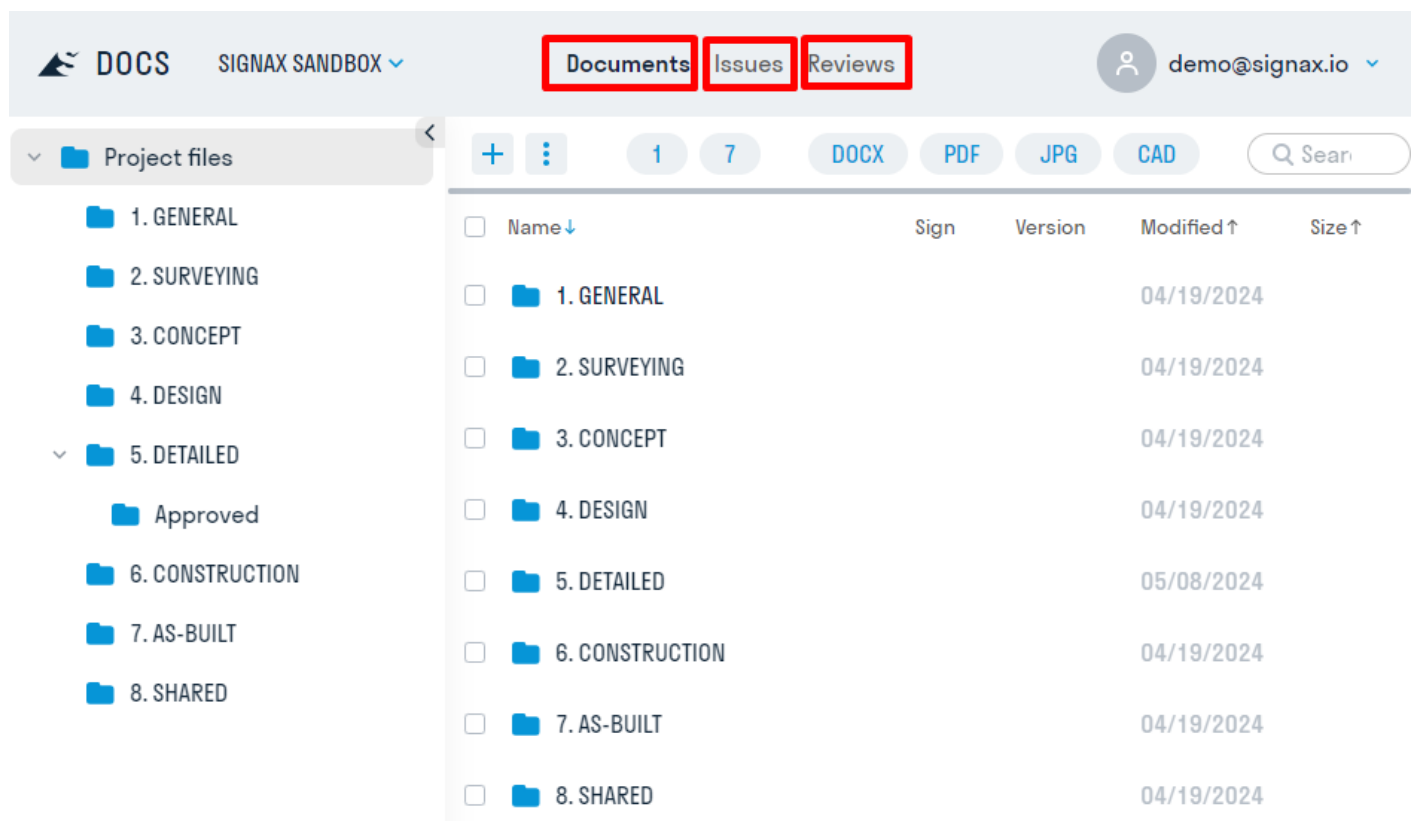
Link - <https://docs.signax.io/>

Wiki - <https://wiki.signax.io/books/31-docs/page/311-signax-docs-cloud-cde>

- Select company **SIGNAX** and project **SIGNAX SANDBOX**



- Navigate through **Documents**, **Issues** and **Reviews** sections



3. SIGNAX INSPECTION

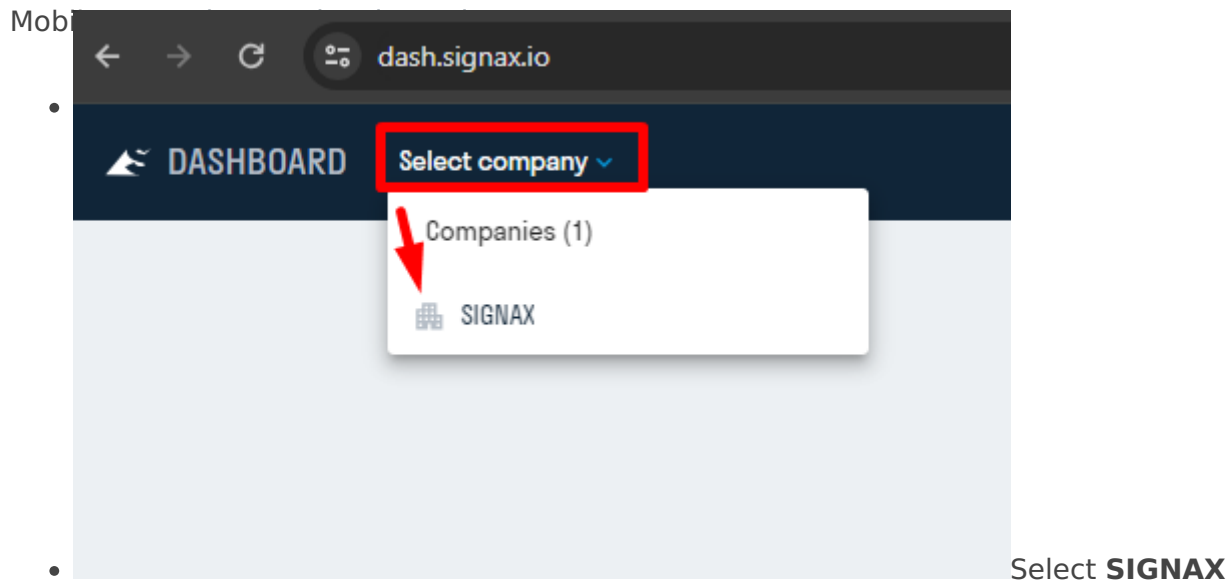
Link - <https://pb.signax.io/>

Wiki - <https://wiki.signax.io/books/33-inspection>

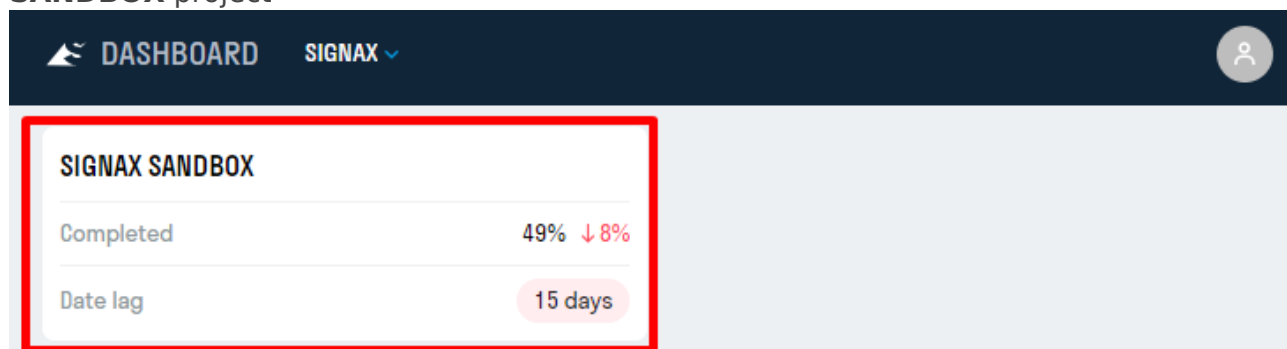
SIGNAX DASHBOARD

Link - <https://dash.signax.io/>

Wiki - <https://wiki.signax.io/books/32-dashboard>



SANDBOX project



Press cards to dive into the detailed info about the project.



REPORT:

19/04/2024

49% 8% 15 days

GENERAL INFO

Start: 05/02/2023
479 days passed out of 720Finish: 05/02/2025
Deadline: 07/03/2025

IMPLEMENTATION

No data



Photos



Youtube integr.



CCTV camera



INSPECTION

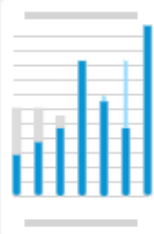


Tech indices

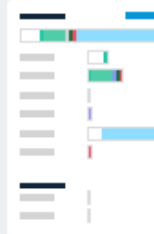
ARCHITECTURAL WORKS



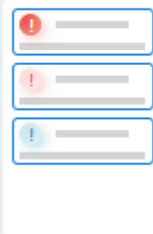
ARCH BIM MODEL



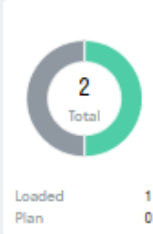
Plan/Actual



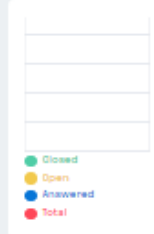
Budget disburse



Project Risks




DOCS Reviews

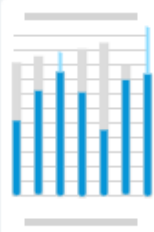


Issues

MEP WORKS



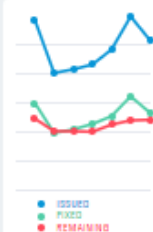
Plumbing BIM m



MEP



PRODUCTION RAT



SUBMITTALS



DOCS Reviews

Same workflow for mobile applications on iOS and Android.



For full access with admin privileges, contact us by [WhatsApp](#) or email at support@signax.io.